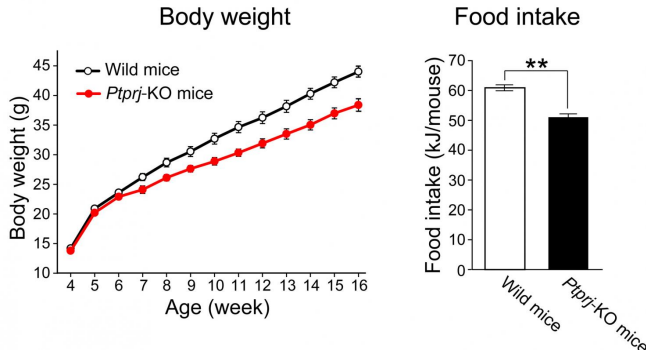


# Obese inducing brain mechanism

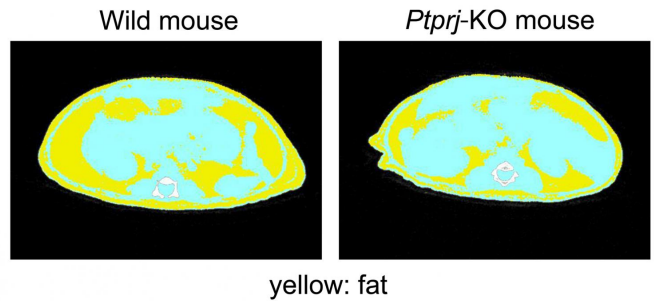
15 September 2017



Ptprij-deficient (Ptprij-KO) mice showed no growth retardation, but exhibited lower weight gain due to lower food intake and a lower adiposity, than wild-type (WT) mice. Importantly, PTPRJ expression in the hypothalamus was up-regulated by diet-induced obesity, and, thus, diet-induced leptin resistance did not occur in Ptprij-KO mice.

Weekly body weights by wild-type (WT) and Ptprij-KO (KO) male mice fed a high fat/high sucrose diet (HF/HSD) from 4 of age (left). Daily ND intake by WT and KO mice during 12 weeks of age on HF/HSD (right). Credit: NIBB

## Abdominal CT images



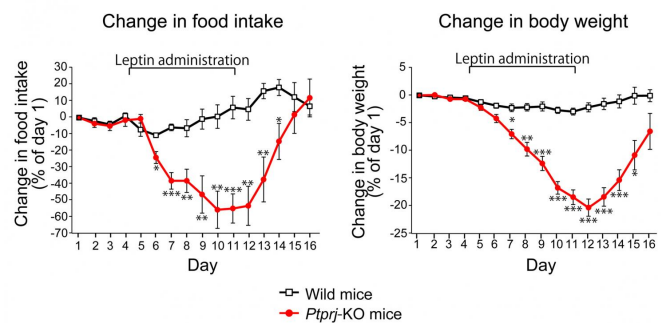
Leptin is an adipocyte-derived hormone that stimulates hypothalamic neurons to strongly inhibit food intake. Leptin signaling in the hypothalamus, a part of the mid-brain, thus plays a crucial role in the regulation of body weight: Leptin resistance, in which leptin signaling is disrupted, is a major obstacle to the improvement of obesity. However, the exact mechanisms underlying leptin resistance in obese patients have yet to be determined.

Yellow and blue regions indicate fat and lean tissue, respectively. Credit: NIBB

The research group of Professor Masaharu Noda, Associate Professor Takafumi Shintani, and a graduate student Satoru Higashi of the National Institute for Basic Biology (NIBB) demonstrated that [protein tyrosine phosphatase receptor type J \(PTPRJ\)](#) inhibits leptin signaling and that induction of PTPRJ in the hypothalamus is a cause of leptin resistance.

Furthermore, the overexpression of PTPRJ in the hypothalamus induced leptin resistance in lean mice. These results strongly indicate that PTPRJ plays critical roles in the development of leptin resistance. The inhibition of PTPRJ may be a potential strategy for improving obesity.

They showed that Ptprij is expressed in [hypothalamic neurons](#) together with leptin receptors, and that PTPRJ inhibits activation of the [leptin receptor](#) through dephosphorylation of JAK2, a [protein tyrosine kinase](#) associated with the leptin receptor.



Leptin (500 ng) or vehicle was i.c.v. injected as indicated 1 h before the onset of the dark phase in WT and KO mice. Credit: NIBB

**More information:** Takafumi Shintani et al, PTPRJ Inhibits Leptin Signaling, and Induction of PTPRJ in the Hypothalamus Is a Cause of the Development of Leptin Resistance, *Scientific Reports* (2017). [DOI: 10.1038/s41598-017-12070-7](https://doi.org/10.1038/s41598-017-12070-7)

Provided by National Institutes of Natural Sciences

APA citation: Obese inducing brain mechanism (2017, September 15) retrieved 6 April 2021 from <https://medicalxpress.com/news/2017-09-obese-brain-mechanism.html>

*This document is subject to copyright. Apart from any fair dealing for the purpose of private study or research, no part may be reproduced without the written permission. The content is provided for information purposes only.*