


Using a robotic shoulder to grow tendon tissue

27 May 2022, by Bob Yirka



Humanoid bioreactor platform developed to provide engineered tendons with human-like mechanical stimulation. It consists of a robotic shoulder combined with a soft bioreactor chamber. The small chamber, positioned at the supraspinatus tendon location, contains human cells grown onto a biomimetic material and is filled with culture medium. Credit: Fisher Studios


A team of researchers from the University of Oxford and Devanthro GmbH has modified a robot shoulder to serve as a stretching mechanism in an effort to grow useful human tendon tissue. In their paper published in the journal *Communications Engineering*, the group describes modifying the robot shoulder and using it as a bioreactor to grow human tissue.

Over the past few decades, medical scientists have been investigating the possibility of using [fibroblast cells](#) to grow [human tissue](#) that can replace tissue lost or damaged in human patients. To that end, researchers have grown organs, skin, cartilage, and even a windpipe. But such endeavors are still in their infancy.

One area of research that has proven to be particularly challenging is growing tendon tissue.

Previously engineered tissues have lacked the elasticity required for use in a human patient. Attempts have been made to increase elasticity by building devices that stretch and bend the tissue as it grows. Unfortunately, these attempts have not produced tissue that can bend, twist and stretch to the degree real tissue can. In this new effort, the researchers have taken a new approach. Instead of cultivating tendon tissue in boxes with devices that pull on it, the researchers grew it in a more human-like way—on a fabricated joint made to mimic a human shoulder.


The researchers began their effort by modifying an open-source robot developed by engineers at Devanthro to allow for the addition of a bioreactor and a means to attach the new tissue as it grew. Once the bioreactor and hair-like filaments were in place on the [robot](#) shoulder, the team flooded pertinent areas with nutrients to stimulate growth. The cells were then allowed to grow over a two-week period, during which the [shoulder](#) was activated for 30 minutes each day, bending, pulling and twisting in human-like ways. At the end of the growing period, the researchers studied the resulting tissue and found that it was different from tissue grown in a static environment—but they still do not know if the tissue is an improvement on other methods. More work is required to determine if the newly grown [tissue](#) might be a close enough match to the real thing for use in [human patients](#).



More information: Pierre-Alexis Mouthuy et al, Humanoid robots to mechanically stress human cells grown in soft bioreactors, *Communications Engineering* (2022). DOI: [10.1038/s44172-022-00004-9](https://doi.org/10.1038/s44172-022-00004-9)

© 2022 Science X Network

Close up of the soft transparent chamber hosting a cell-material construct. During mechanical stimulation, it is positioned at the supraspinatus tendon location on a musculoskeletal robotic shoulder. One end of the chamber is fixed to the humerus head and the other is attached to the cord displaced by the top motor unit, to mimic the bone-tendon-muscle series found in native tissues. The tendon (or cell-material construct in this case), receives the forces produced by the muscle (robot actuator) and transmit them to the bone (robot arm). Credit: Fisher Studios



Humanoid bioreactor platform developed to provide engineered tendons with human-like mechanical stimulation. It consists of a robotic shoulder combined with a soft bioreactor chamber. The small chamber, positioned at the supraspinatus tendon location, contains human cells grown onto a biomimetic material and is filled with culture medium. Credit: Fisher Studios

APA citation: Using a robotic shoulder to grow tendon tissue (2022, May 27) retrieved 9 October 2022 from <https://medicalxpress.com/news/2022-05-robotic-shoulder-tendon-tissue.html>

This document is subject to copyright. Apart from any fair dealing for the purpose of private study or research, no part may be reproduced without the written permission. The content is provided for information purposes only.