


Exploring a novel treatment for K-Ras mutant pancreatic tumors

June 6 2022

Novel Multi-Functional Bioconjugate to Treat K-Ras Mutant Pancreatic Cancer


K-Ras mutant pancreatic ductal adenocarcinoma (PDAC) tumors overexpress folate receptors (FR) and rely on macropinocytosis of extracellular fluid for proliferation




These tumors strongly resist treatment by clinical drugs and are, thus, usually fatal

There is a need to develop an effective therapeutic agent to target K-Ras mutant pancreatic tumors in their hypoxic microenvironment


Preparation of a macropinocytosis enhanced, FR directed bioconjugate folate (F)-human serum albumin (HSA)-apoptin of lidamycin (LDP)-active enediyne (AE) or F-HSA-LDP-AE



Analysis of *in vivo* and *in vitro* efficacy in









Pancreatic tumor-bearing mice



Pancreatic adenocarcinoma ductal cell line

F-HSA-LDP-AE

 High binding efficiency with pancreatic cancer cells  Prominent biodistribution in pancreatic tumors  Lasting tumor localization	 Potent cytotoxicity in different pancreatic cell lines  Induction of apoptosis  Tumor suppression in AsPc-1 pancreatic tumors in athymic mice
--	---

F-HSA-LDP-AE shows promise as an effective therapeutic agent in the treatment of K-Ras mutant pancreatic cancer

Development of a novel multi-functional integrated bioconjugate effectively targeting K-Ras mutant pancreatic cancer
 Wang et al. (2022) | *Journal of Pharmaceutical Analysis* | DOI: 10.1016/j.jpha.2021.07.001



Researchers from China have developed a novel conjugate that can suppress the growth of K-Ras mutant pancreatic tumors with high efficacy. Credit: Journal of Pharmaceutical Analysis

Often undetected until it has progressed to an advanced stage, pancreatic ductal adenocarcinoma (PDAC) is a lethal cancer. The K-Ras mutant pancreatic cancer is one of the most common types. At present, there are no effective treatments for this type of cancer, as it is resistant to most

clinical drugs. However, research findings indicate that K-Ras mutant PDAC cells rely on macropinocytosis for uptake of extracellular fluids—primarily human serum albumin (HSA)—for their nutrition and growth. Interestingly, K-Ras mutant tumors also overexpress folate receptors (FR), which have long been used as a therapeutic target for the treatment of other types of cancers.

Recently, a team of researchers from China, including Professor Qing-Fang Miao and Professor Yong-Su Zhen from the Chinese Academy of Sciences developed an FR-targeting, micropinocytosis-mediated bioconjugate that attacks K-Ras mutant pancreatic [cancer](#). This study was made available online in April 2022, and was published in the *Journal of Pharmaceutical Analysis*.

"Pancreatic tumors grow under hypoxia in the [tumor microenvironment](#) and are even more resistant to [cytotoxic agents](#) in this state. We chose lidamycin (LDM), which is more cytotoxic in a hypoxic environment than a normal tumor microenvironment for this reason," said the team. The cytotoxic behavior of lidamycin can be attributed to one of its important constituents known as active enediyene (AE).

The team used three major steps, including DNA recombination, chemical conjugation, and molecular reconstitution, to develop an FR-directed, macropinocytosis-enhanced multi-functional bioconjugate derived from four different moieties—folate (F), HSA, apoprotein of lidamycin (LDP), and AE, combinedly known as F-HSA-LDP-AE.

Next, they checked the efficacy of F-HSA-LDP-AE on different types of pancreatic cancer cell lines, and in athymic mice containing K-Ras PDAC. They found that F-HSA-LDP displayed a high binding efficiency to FRs, indicating that it was largely taken up by K-Ras [pancreatic tumors](#) via macropinocytosis. It also displayed adequate biodistribution and long-lasting localization within the tumors.

They also found that F-HSA-LDP-AE was highly cytotoxic and capable of inducing apoptosis in different types of pancreatic cell lines. Moreover, it was very effective at suppressing the growth of tumors in AsPc-1 pancreatic cancer xenografts in athymic mice.

"Our FR-directed, macropinocytosis-enhanced, and highly cytotoxic integrative strategy can be employed to develop drugs that can most effectively target K-Ras mutant pancreatic cancer," said Professor Miao and Professor Zhen.

More information: Yang-Yang Wang et al, Development of a novel multi-functional integrated bioconjugate effectively targeting K-Ras mutant pancreatic cancer, *Journal of Pharmaceutical Analysis* (2021). [DOI: 10.1016/j.jpha.2021.07.001](https://doi.org/10.1016/j.jpha.2021.07.001)

Provided by Cactus Communications

Citation: Exploring a novel treatment for K-Ras mutant pancreatic tumors (2022, June 6) retrieved 22 December 2023 from <https://medicalxpress.com/news/2022-06-exploring-treatment-k-ras-mutant-pancreatic.html>

<p>This document is subject to copyright. Apart from any fair dealing for the purpose of private study or research, no part may be reproduced without the written permission. The content is provided for information purposes only.</p>
--